



COLUMBIA NORTHWEST

ALINER 2008 PRODUCT LINE

Aliner Classic	4-5
Aliner Expedition	6-7
Aliner Ease	8-9
Aliner Sport	10-11
Aliner Scout	12-13
Aliner Alite	12-13
Common Features	14
Specifications	15



The Aliner Owners' Group is an active club that hosts regional and national rallies across the U.S. and Canada.



Can Fit into All the Right Places



Gettysburg Monument



A View to the Top



Look at the Similarities



Suitable to Go to the Highest Point



Gettysburg National Military Park



On the Road Again



Ponce Inlet Lighthouse, Bulow Creek



People's Forest



Picture Perfect



Historical Attributes, Modern Day Travel



Aliner Getaway



The Perfect Outdoor Adventure



Mount Rushmore



Bodie Island Lighthouse, North Carolina



Down for Cruising



Up for Comfort and Relaxation

Aliner: Ready. Set. Camp.

The Aliner is designed for constant use over many years.

The 30-second set-up leaves less time for frustration and more time to enjoy the destination. Our light weight design allows the Aliner to be easily towed with most vehicles, including cars and minivans. The compact size allows the unit to be stored in most garages, but the large windows and skylights allow ample light and easy access to breathtaking views.





4 : ALINER CLASSIC

ALINER Classic



The **CLASSIC** has been around for many years, and it just keeps getting better. The Classic isn't our biggest, or our smallest. In fact, it is right in the center. Big enough for most adventures, yet small enough to be towed by most vehicles, the Classic is our best seller. Three versatile floor plans, many standard features, and several options guarantee that a Classic will meet your needs.

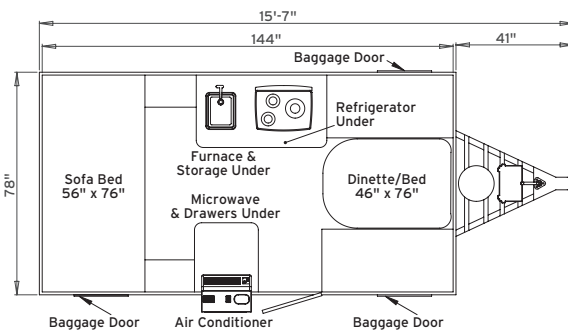
Standard Equipment

- Outside Shower
- Fiberglass Exterior
- 4 Stabilizer Jacks
- Spare Tire, Carrier, and Cover
- Microwave
- Front and Rear Skylight
- 2.5 Cubic Foot Refrigerator
- 3 Burner Stove
- 2 Roof Vents
- 3 Baggage Doors
- Water Pump
- 11 Gallon Freshwater Tank

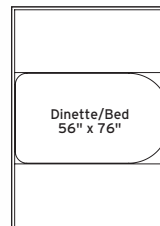
Options

- Awning and Screen Room
- Outdoor Propane Grill
- Off Road Package Includes: 3,000 lb Axle, Electric Brakes, Breakaway Switch, and 14" Tires
- 5,000 BTU Air Conditioner (with cover)
- 16,000 BTU Electronic Ignition Furnace
- Fantastic Roof Vent (reversible)
- Dual Propane Tank with Auto Regulator
- Electric Brakes with Breakaway Switch
- Highwall Option
- Water Heater
- Weatherproof Stereo
- 3.0 Cubic Foot Refrigerator with In-Out Stove

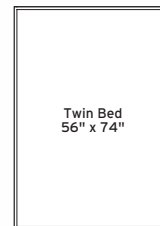
Options and features subject to change. For a full list of standards, options, and specs turn to page 15.



Classic Floor Plan



Option 1



Option 2

Rear Options





6 : ALINER EXPEDITION

ALINER

EXPEDITION



In 2008, the **EXPEDITION** was completely redesigned, improving on a time tested model. The new Expedition is longer, wider and has higher side walls, all of which provides more living space inside. Flush-mount sink and stove and higher cabinets make cooking more enjoyable. The large storage trunk has divided compartments to allow for separation of breakable items, like fishing poles, from heavy items, like your kids' duffel bags. The Expedition lets a family enjoy trips anywhere at anytime.

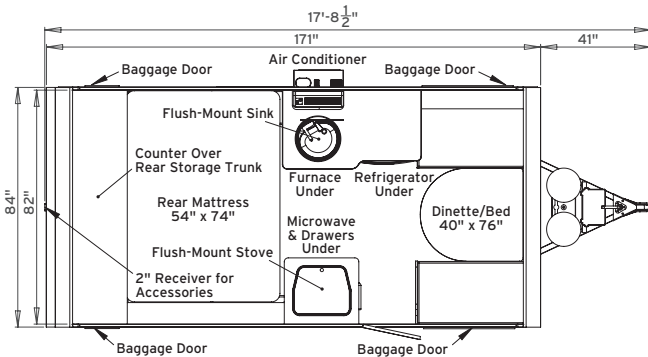

Standard Equipment

- Outside Shower
- Fiberglass Exterior
- 4 Stabilizer Jacks
- Spare Tire and Carrier
- Microwave
- 3.0 Cubic Foot Refrigerator
- Front and Rear Skylight
- 3 Burner Stove
- Dual Propane System
- Off Road Package Includes: 3,500 lb Axle, Electric Brakes, Breakaway Switch, and 14" Tires
- 4 Baggage Doors
- 20 Gallon Freshwater Tank
- 16 Gallon Greywater Tank

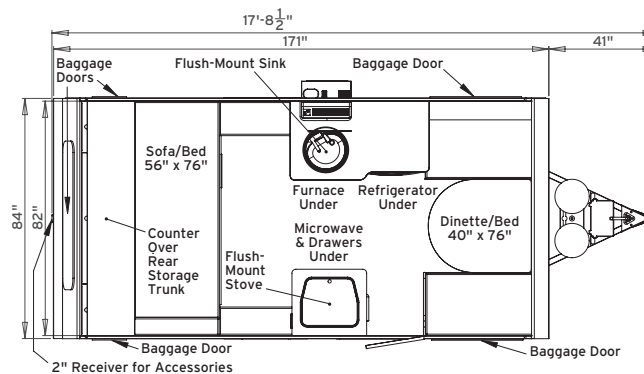
Options

- Awning and Screen Room
- Outdoor Propane Grill
- 5,000 BTU Air Conditioner (with cover)
- 16,000 BTU Electronic Ignition Furnace
- 6 Gallon Hot Water Heater
- Fantastic Roof Vent (reversible)
- Weatherproof Stereo

Options and features subject to change. For a full list of standards, options, and specs turn to page 15.



Expedition Rear Mattress Floor Plan



Expedition Rear Sofabed Floor Plan



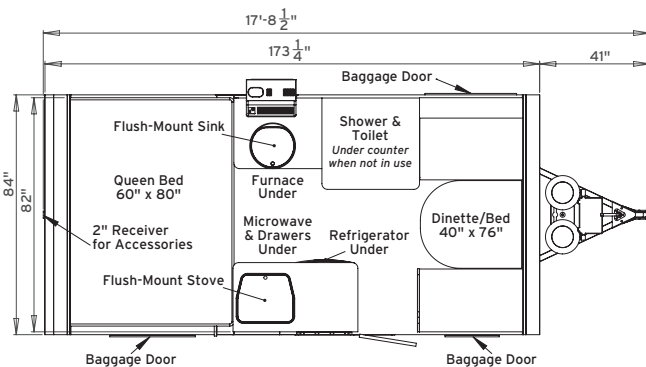


8 : ALINER EASE

ALINER EASE



Brand new in 2008, the **EASE** shares the same chassis and box design as the Expedition. However, inside you get a full bath instead of a storage trunk. The Ease allows you to go from coast to coast in comfort without relying on camp grounds. And if you are in a camp ground, late night bathroom trips don't require shoes or a flashlight. The bath is designed to be functional when not in use, by folding to double the camper's counter space. The option list for the Ease may look short at first glance, but that is because almost everything is standard.



Ease Rear Mattress Floor Plan

Standard Equipment


- Outside Shower
- Fiberglass Exterior
- 4 Stabilizer Jacks
- Spare Tire and Carrier
- Microwave
- 6 Gallon Hot Water Heater
- 3.0 Cubic Foot Refrigerator
- Front and Rear Skylight
- 3 Burner Stove
- Dual Propane System
- Off Road Package includes: 3,500 lb Axle, Electric Brakes, Breakaway Switch, and 14" Tires
- Fantastic Roof Vent (reversible)
- 2 Roof Vents
- 3 Baggage Doors
- 20 Gallon Freshwater Tank
- 16 Gallon Greywater Tank
- 6.5 Gallon Blackwater Tank

Options

- Awning and Screen Room
- Outdoor Propane Grill
- 5,000 BTU Air Conditioner (with cover)
- 16,000 BTU Electronic Ignition Furnace
- Weatherproof Stereo

Options and features subject to change. For a full list of standards, options, and specs turn to page 15.

*** Also available in the Rear Sofabed Front Dinette Model.**





10 : ALINER SPORT

ALINER Sport



The **SPORT** is 2.5 feet shorter than the Classic but still boasts the same amenities. Designed for smaller cars or the owners that simply think, "just enough is perfect," the Sport comes in two floor plans. The Standard is designed for couples on the go while the Weekender, with two sleeping bunks, is perfect for father and son fishing trips.

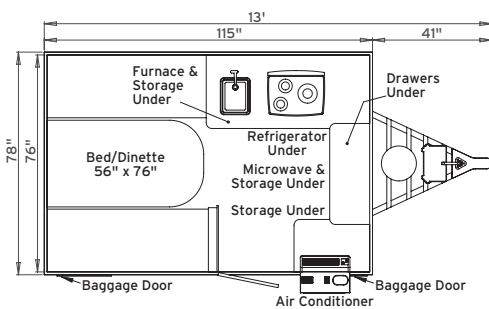

Standard Equipment

- Outside Shower
- Fiberglass Exterior
- 4 Stabilizer Jacks
- Spare Tire, Carrier, and Cover
- Microwave
- 2.5 Cubic Foot Refrigerator
- Water Pump
- Front and Rear Skylight
- 3 Burner Stove
- 1 Roof Vent
- 2 Baggage Doors
- 11 Gallon Freshwater Tank

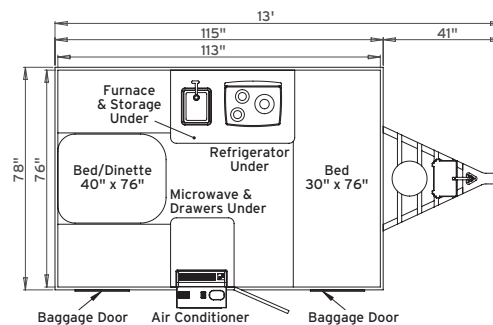
Options

- Outdoor Propane Grill
- Off Road Package includes: 3,000 lb Axle, Electric Brakes, Breakaway Switch, and 14" Tires
- Water Heater
- 5,000 BTU Air Conditioner (with cover)
- 16,000 BTU Electronic Ignition Furnace
- Fantastic Roof Vent (reversible)
- Electric Brakes with Breakaway Switch
- Dual Propane Tank with Auto Regulator
- Weatherproof Stereo

Options and features subject to change. For a full list of standards, options, and specs turn to page 15.



Sport Standard Floor Plan



Sport Weekender Floor Plan





ALINER ALITE



ALINER SCOUT



ALINER SCOUT



The **SCOUT** is similar to the Classic, but with limited amenities and systems, giving you a less expensive option. This is the perfect trailer for the tent camper that already has all of the necessities to survive in the great outdoors. Only now, you get to wake up dry and without the stiff back.

Standard Equipment

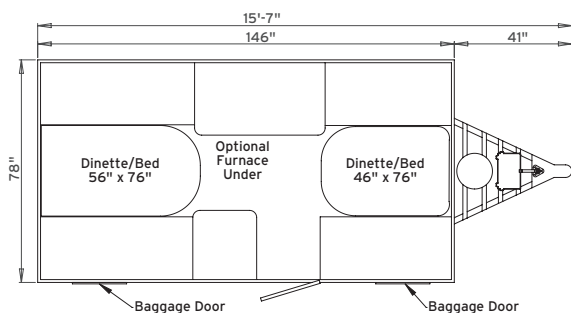
- 2 Stabilizer Jacks
- Spare Tire, Carrier, and Cover
- Roof Vent

Options

- Awning and Screen Room
- Front and Rear Skylight
- Electrical System (Outside Outlet, Porch Light, Battery Hookup, and Ceiling Light)
- 16,000 BTU Electronic Ignition Furnace and Propane System
- Electric Brakes with Breakaway Switch



Options and features subject to change. For a full list of standards, options, and specs turn to page 15.



Scout Floor Plan

ALINER alite



The **ALITE** is our most compact camper. Weighing in at less than 400lbs, the Alite can be towed by virtually any vehicle. Hunters and remote campers will even haul them through the woods behind quads. Motorcycle tourists have been known to take Alites on a roundtrip to Alaska. The Alite may have limited standards and options, but the locations you can take it are limitless. And with the extra gas money you will save, it won't hurt your pocket book to eat out occasionally.

Standard Equipment

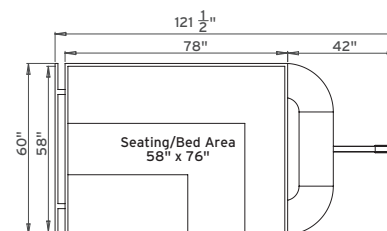
- Spare Tire and Wheel with Mount
- Roof Vent
- Front Skylight
- 1 Baggage Door
- Roof Rack
- Front Storage
- Aluminum Body

Options

- Electric Brake
- Electrical System (Outside Outlet, Porch Light, and Battery Hookup)



Options and features subject to change. For a full list of standards, options, and specs turn to page 15.



Alite Floor Plan



Standard Equipment



All Aliner refrigerators operate off of the unit's battery, local AC, or propane. (Pictured, classic/sport) 2.5 cf Refrigerator



The outside shower allows you to quickly rinse off your muddy boots (or muddy dog) after a day of hiking.



The day/night shades allow three options on the skylights: fully open, semi-transparent, or full block.



The flush-mount sink and burners in the Ease and Expedition provide more counter space when not in use.



Plastic drawers are light weight, functional, and easy to clean.

Options



The outside grill quickly mounts to the side of your Aliner. The grill operates off of the unit's propane tanks through a quick disconnect.



The awning and screen room provide 10' x 10' of coverage. Each awning comes with full zip in screens, panels, and a tub floor.



The Fantastic Fan allows you to bring in fresh air or push out stale air. Reversible motor, three speed settings, and automatic lift cover give you plenty of options.

	WGT. (lbs)	EASE	EXPEDITION	CLASSIC	SPORT	SCOUT	ALITE
EXTERIOR							
Outside Shower	-	S	S	S	S	N/A	N/A
Fiberglass Exterior	-	S	S	S	S	S	Aluminum
4 Stabilizer Jacks	-	S	S	S	S	2 Standard	S
Spare Tire, Carrier, and Cover	-	S	S	S	S	S	S
Off Road Package Includes a 3,000 lb Axle, Electric Brakes, Breakaway Switch, and 14" Tires	113	S - 3500	S - 3500	0	0	N/A	N/A
Awning and Screen Room	66	0	0	0	N/A	0	N/A
Electric Brakes with Breakaway Switch	40	S	S	0	0	0	0
Highwall Option (includes off road package)	143	S	S	0	N/A	N/A	N/A
Number of Standard Baggage Doors	-	3	4	3	2	2	1
INTERIOR							
Fantastic Roof Vent (reversible)	13	S	0	0	0	N/A	N/A
2 Smoked Skylights	26	S	S	S	S	0	N/A
Electrical System (Outside Outlet, Porch Light, Battery Hookup, and Ceiling Light)	4	S	S	S	S	0	0
Number of Standard Roof Vents	-	2	2	2	1	1	1
APPLIANCES							
2.5 Cubic Foot Refrigerator	-	N/A	N/A	S	S	N/A	N/A
3.0 Cubic Foot Refrigerator	-	S	S	N/A	N/A	N/A	N/A
3.0 Cubic Foot Refrigerator and 2 Burner In-Door/Out-Door Stove	83	N/A	N/A	0	N/A	N/A	N/A
3 Burner Stove	-	S	S	S	S	N/A	N/A
Microwave	-	S	S	S	S	N/A	N/A
6 Gallon DSI Water Heater Deluxe Faucet	34	S	0	0	0	N/A	N/A
16,000 BTU Electronic Ignition Furnace	24	0	0	0	0	0	N/A
5,000 BTU Air Conditioner (with cover)	41	0	0	0	0	N/A	N/A
Outdoor Propane Grill	34	0	0	0	0	N/A	N/A
Dual Propane Tank with Auto Regulator	26	S	S	0	0	N/A	N/A
Water Pump	-	S	S	S	S	N/A	N/A
Weatherproof AM/FM Stereo with 2 In and 2 Out Speakers and i-Pod Connection	12	0	0	0	0	N/A	N/A
High Wind Kit	2	0	0	0	0	0	N/A
FLOOR PLANS AVAILABLE							
		FD/RS	FD/RS	FD/RS	RD	FD/RD	
		FD/RQB	FD/RB	FD/RB	WKNDR		
			FD/RD				
SPECS							
Length (feet)		18'	18'	15'	12' 8"	15'	9.5'
Width (inches)		84"	84"	78"	78"	78"	60"
Road Height (inches)		68"	68"	57"	56"	57"	36"
Weight (pounds)		2250 lbs	2100 lbs	1430 lbs	1120 lbs	1074 lbs	500 lbs
Tires and Wheels		14" Al Radials	14" Al Radials	13" White	13" White	13" White	12" White
Gross Vehicle Weight Rating (GVWR)		3500 lb	3500 lb	2000 lb	2000 lb	2000 lb	1000 lb

S = Standard 0 = Option



Columbia Northwest, Inc. / Aliner
1297 Kecksburg Road
Mt. Pleasant, PA 15666
p: 724-423-7440 | f: 724-423-8485

www.aliner.com



Over the Bridge



*Bodie Island Lighthouse,
North Carolina*

Ready. Set. Camp.

All pictures of Aliners in action were submitted by owners during the *Summer 2007 Sweepstakes*.